

**Force Engineering & Testing**

19530 Ramblewood Drive  
Humble, Texas 77338  
Phone: (281) 540-6603 FAX: (281) 540-9966  
Website: [www.forceengineeringtesting.com](http://www.forceengineeringtesting.com)

**Product Evaluation Report**  
**TRI COUNTY METALS**

***Min. 26 Ga. 5V Crimp Roof Panel over 1x4 Wood Purlins over 15/32" Plywood***

**Florida Product Approval # 4595.2 R5**

Florida Building Code 2020

Per Rule 61G20-3

Method: 1 -D

Category: Roofing

Subcategory: Metal Roofing

Compliance Method: 61G20-3.005(1)(d)

NON HVHZ

**Product Manufacturer:**

**Tri County Metals**

301 SE 16<sup>th</sup> Street

Trenton, Florida 32693

**Engineer Evaluator:**

**Johnathan Green, P.E. #88223**


Florida Evaluation ANE ID: 12901

**Validator:**

**Brian Jaks P.E. #70159**

**Contents:**


**Evaluation Report    Pages 1 – 4**



OCT 01 2020

THIS ITEM HAS BEEN DIGITALLY SIGNED AND SEALED BY JOHNATHAN GREEN ON THE DATE ADJACENT TO THE SEAL.

PRINTED COPIES OF THIS DOCUMENT ARE NOT CONSIDERED SIGNED AND SEALED AND THE SIGNATURE MUST BE VERIFIED ON ANY ELECTRONIC COPIES.



**Force Engineering & Testing**

19530 Ramblewood Drive  
 Humble, Texas 77338  
 Phone: (281) 540-6603 FAX: (281) 540-9966  
 Website: www.forceengineeringtesting.com

**Compliance Statement:** The product as described in this report has demonstrated compliance with the Florida Building Code 2020, Sections 1504.3.2, 1504.7.

**Product Description:** 5V Crimp Roof Panel, Min. 26 Ga. Steel, 24" coverage, through fastened roof panel over 1x4 wood purlins over one layer of asphalt shingles (optional) over min. 15/32" APA Plywood decking. Non-Structural Application.

**Panel Material/Standards:** Material: Min. 26 Ga. Steel, conforming to Florida Building Code 2020 Section 1507.4.3. Paint finish optional.  
 Yield Strength: Min. 80.0 ksi  
 Corrosion Resistance: Panel Material shall comply with Florida Building Code 2020, Section 1507.4.3.

**Panel Dimension(s):** Thickness: 0.018" min.  
 Width: 24" maximum coverage  
 Rib Height: 3/8" tall ribs

**Panel Fastener:** #9-15 x 1-1/2" Woodgrip with sealing washing or approved equal  
 Corrosion Resistance: Per Florida Building Code 2020, Section 1507.4.4.

**Substrate Description:** Min. 1x4 No. 2 SYP wood purlins over maximum one layer of asphalt shingles/felt paper (optional) over min. 15/32" thick, APA Rated plywood over supports at maximum 24" O.C. The 1x4 wood purlins shall be fastened to the plywood with (1) 8d x 2 3/8" Ring Shank Nail at 4" O.C. or to the wood rafters with (2) #9 x 3" Deck Screws at 24" O.C. Maximum. Design of 1x4 wood purlins, plywood and plywood supports are outside the scope of this evaluation. Substrate must be designed in accordance w/ Florida Building Code 2020.

**Allowable Design Uplift Pressures:**

Table "A"


<b>Maximum Total Uplift Design Pressure:</b>	78.5 psf	101.0 psf
<b>Fastener Pattern:</b>	12"-12"	10"-2 1/2"-10"
<b>Fastener Spacing:</b>	16" O.C.	16" O.C.

\*Design Pressure includes a Safety Factor = 2.0.



THIS ITEM HAS BEEN DIGITALLY SIGNED AND SEALED BY JOHNATHAN GREEN ON THE DATE ADJACENT TO THE SEAL.

PRINTED COPIES OF THIS DOCUMENT ARE NOT CONSIDERED SIGNED AND SEALED AND THE SIGNATURE MUST BE VERIFIED ON ANY ELECTRONIC COPIES.



**Force Engineering & Testing**

19530 Ramblewood Drive  
Humble, Texas 77338

Phone: (281) 540-6603 FAX: (281) 540-9966  
Website: [www.forceengineeringtesting.com](http://www.forceengineeringtesting.com)


- Code Compliance:** The product described herein has demonstrated compliance with The Florida Building Code 2020, Section 1504.3.2, 1504.7.
- Evaluation Report Scope:** The product evaluation is limited to compliance with the structural wind load requirements of the Florida Building Code 2020, as relates to Rule 61G20-3.
- Performance Standards:** The product described herein has demonstrated compliance with:
- UL 580-06 - Test for Uplift Resistance of Roof Assemblies
  - UL 1897-2012 - Uplift Test for Roof Covering Systems
  - FM 4471-92 - Foot Traffic Resistance Test
- Reference Data:**
1. UL 580-06 / 1897-04 Uplift Test  
Force Engineering & Testing, Inc. (FBC Organization # TST-5328)  
Report No. 136-0172T-12
  2. FM 4471-10, Section 4.4 Foot Traffic Resistance Test  
Force Engineering & Testing, Inc. (FBC Organization # TST-5328)  
Report No. 136-0172T-12
  3. Certificate of Independence  
By Johnathan Green, P.E. (No. 88223) @ Force Engineering & Testing  
(FBC Organization # ANE ID: 12901)
- Test Standard Equivalency:** The UL 1897-04 test standard is equivalent to the UL 1897-2012 test standard.
- The FM 4471-10, Foot Traffic Resistance test standard is equivalent to the FM 4471-92, Foot Traffic Resistance test standard
- Quality Assurance Entity:** The manufacturer has established compliance of roof panel products in accordance with the Florida Building Code and Rule 61G20-3.005 (3) for manufacturing under a quality assurance program audited by an approved quality assurance entity.
- Minimum Slope Range:** Minimum Slope shall comply with Florida Building Code 2020, including Section 1507.4.2 and in accordance with Manufacturers recommendations. For slopes less than 3:12, lap sealant must be used in the panel side laps.
- Installation:** Install per manufacturer's recommended details.



OCT 01 2020

THIS ITEM HAS BEEN  
DIGITALLY SIGNED AND  
SEALED BY JOHNATHAN  
GREEN ON THE DATE  
ADJACENT TO THE SEAL.

PRINTED COPIES OF THIS  
DOCUMENT ARE NOT  
CONSIDERED SIGNED AND  
SEALED AND THE  
SIGNATURE MUST BE  
VERIFIED ON ANY  
ELECTRONIC COPIES.



**Force Engineering & Testing**

19530 Ramblewood Drive  
Humble, Texas 77338


Phone: (281) 540-6603 FAX: (281) 540-9966  
Website: [www.forceengineeringtesting.com](http://www.forceengineeringtesting.com)

- Underlayment:** Per Florida Building Code 2020, Section 1507.1.1 and manufacturer's installation guidelines.
- Roof Panel Fire Classification:** Fire classification is not part of this acceptance.
- Shear Diaphragm:** Shear diaphragm values are outside the scope of this report.
- Design Procedure:** Based on the dimensions of the structure, appropriate wind loads are determined using Chapter 16 of the Florida Building Code 2020 for roof cladding wind loads. These component wind loads for roof cladding are compared to the allowable pressure listed above. The design professional shall select the appropriate erection details to reference in his drawings for proper fastener attachment to his structure and analyze the panel fasteners for pullout and pullover. Support framing must be in compliance with Florida Building Code 2020 Chapter 22 for steel, Chapter 23 for wood and Chapter 16 for structural loading.



THIS ITEM HAS BEEN  
DIGITALLY SIGNED AND  
SEALED BY JOHNATHAN  
GREEN ON THE DATE  
ADJACENT TO THE SEAL.

PRINTED COPIES OF THIS  
DOCUMENT ARE NOT  
CONSIDERED SIGNED AND  
SEALED AND THE  
SIGNATURE MUST BE  
VERIFIED ON ANY  
ELECTRONIC COPIES.



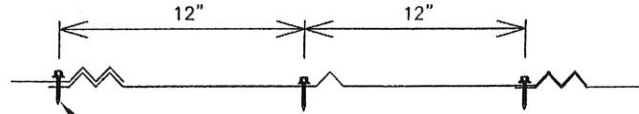
**Force Engineering & Testing**

19530 Ramblewood Drive  
Humble, Texas 77338

Phone: (281) 540-6603 FAX: (281) 540-9966  
Website: [www.forceengineeringtesting.com](http://www.forceengineeringtesting.com)

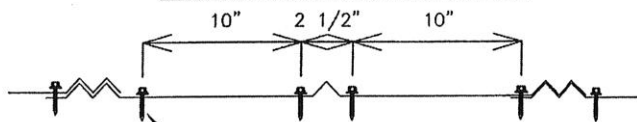
## MIN. 26 GA. 5V CRIMP PANEL OVER 1X4 WOOD PURLINS

TYPE 1 FASTENER PATTERN AT 16" O.C.



(1) #9 x 1 1/2 WOODGRIP w/ WASHER  
AT 12"-12" FASTENER PATTERN AT 16" O.C.

TYPE 2 FASTENER PATTERN AT 16" O.C.



(1) #9 x 1 1/2 WOODGRIP w/ WASHER  
AT 10"-2 1/2"-10" FASTENER PATTERN AT 16" O.C.



THIS ITEM HAS BEEN  
DIGITALLY SIGNED AND  
SEALED BY JOHNATHAN  
GREEN ON THE DATE  
ADJACENT TO THE SEAL.

PRINTED COPIES OF THIS  
DOCUMENT ARE NOT  
CONSIDERED SIGNED AND  
SEALED AND THE  
SIGNATURE MUST BE  
VERIFIED ON ANY  
ELECTRONIC COPIES.