

# EXPOSED FASTENER PANELS



All of TCM's panels are Florida HVHZ approved.




Most of our panels have also received Miami-Dade County's stringent NOA approval.

The Ultra Rib is the mainstay, go-to metal roofing panel for many projects. The biggest difference with the Ultra Rib compared to other popular panels is it is fastened to the roof with fasteners that can be seen. This is called an "exposed" metal roofing panel.

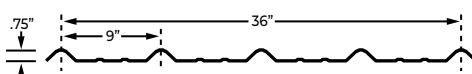
Looking for a classic, Florida-Cracker, or Key West look for your home? Then our 5V metal roofing panel is the panel for you. This exposed metal roofing panel is currently available in a Galvalume® finish and a limited selection of colors. See our website for current color options.

*Note: This profile is available in striated or flat. Striated shown and recommended.*

For low-slope, commercial, or agricultural applications, the PBR panel is a rugged metal roofing panel that can get the job done. Available in many Core Defender colors, the PBR panel definitely has its place in our metal roofing panel lineup.



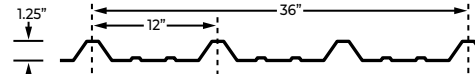
## ULTRA RIB



Our most popular exposed fastener panel is perfect for residential re-roof applications. This panel is manufactured in our facility. Suitable for any roof with a pitch greater than 2:12.

- Applications: Residential, Agricultural, Light Commercial, Industrial
- Gauge: 26 gauge and 29 gauge Residential, Agricultural, Light Commercial, Industrial
- Panel Profile: 36" Net coverage, 5 ribs 9" On-Center, .75" high rib
- Substrate: Steel
- Finish: Siliconized Modified Polyester, Acrylic coated Galvalume® AZ55

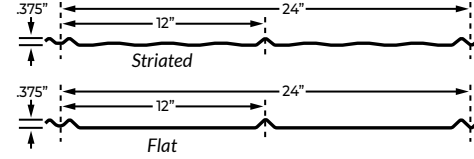
## PBR



PBR (also referred to as the "R" panel) is a standard, agricultural and light commercial exposed fastener panel. This panel is manufactured in our facility. Suitable for any roof with a pitch greater than 0.5:12.

- Applications: Residential, Agricultural, Light Commercial, Industrial
- Gauge: 26 gauge and 24 gauge (24 GA available in mill finish only at this time.)
- Panel Profile: 36" Net Coverage, 4 ribs 12" On-Center, 1.25" high rib
- Substrate: Steel
- Finish: Siliconized Modified Polyester, Acrylic coated Galvalume® AZ55

## 5V



5V metal roofing panels offer a classic look inspired by one of the industry's oldest profiles.

- Applications: Residential, Agricultural
- Gauge: 26 gauge, 24 gauge, or 0.032 aluminum
- Panel Profile: 24" Net Coverage
- Substrate: Steel or Aluminum
- Finish: Acrylic coated Galvalume® AZ55, SMP, and Fluoropon

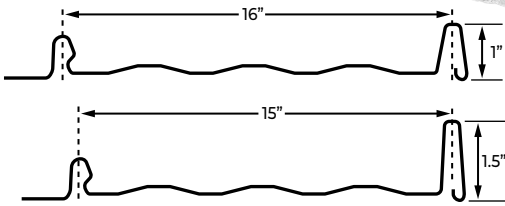


# STANDING SEAM PANELS

Tri County Metals offers a robust line up of standing seam panels suitable for both residential and commercial projects. With full product approvals including HVHZ, fast production and delivery speed, we can meet your needs.

*All panel diagrams are shown in striated profile. Striated is recommended for most applications, but the panels are also available in flat and minor ribbed profiles.*

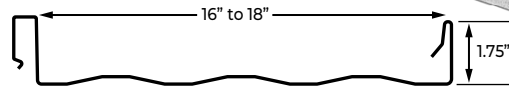
## TCM-LOK



Would you prefer not to see fasteners as you would with an exposed metal roofing panel? For many residential applications, the TCM-LOK panel may be for you. This panel features an integrated nail strip for direct fastening to the roof deck. TCM-LOK is available in all three color systems. This panel is available in both steel and aluminum.

- Applications: Residential, Light Commercial
- Gauge: 26-gauge, 24 gauge, or 0.032 Aluminum (1" only)
- Panel Profile: 15" or 16" Net Coverage, 1" High Rib
- Seam Type: Nail Strip (fastened directly to deck)
- Attachment: Concealed fastener through integrated nail strip
- Substrate: Steel - 1" & 1.5" TCM-LOK; Aluminum - 1" TCM-LOK only
- Finish: Available in Acrylic coated Galvalume® AZ55, Siliconized Modified Polyester, and Fluoropon® color systems
- Minimum Slope 0.25/12 with sealant applied
- Notes: Ideal for homeowners wanting a clean, fastener-free look and easy installation without clips.

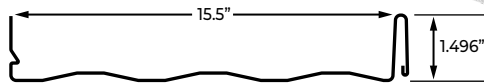
## SS-LOK



Similar to the SL-LOK as related to the attachment method and style, our SS-LOK panel has a more pronounced 1.75" rib, and is also attached using a clip system. Ideal for longer runs and commercial applications, this panel is available with Sherwin-Williams Fluoropon® industrial coil coatings.

- Applications: Commercial, Industrial, High-End Residential
- Gauge: 24 gauge and .040 aluminum
- Panel Profile: 16" to 18" Net Coverage, 1.75" High Rib
- Seam Type: Snap Lock (clip system)
- Attachment: Concealed clips; optional continuous clip available
- Substrate: Steel or Aluminum
- Finish: Available in Acrylic coated Galvalume® AZ55 and Fluoropon® color systems
- Minimum Slope 0.25/12 with sealant applied
- Notes: Best suited for long panel runs and projects requiring exceptional strength and durability.

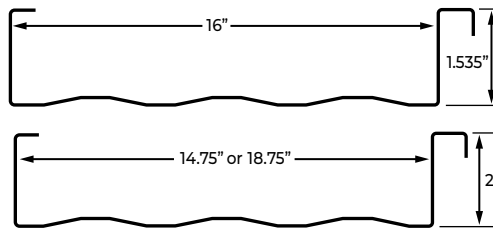
## SL-LOK



Do you like the idea of a standing seam panel with hidden fasteners, but have a home or project that will require a panel run of more than 35 feet? Then you'll want to consider our SL-LOK panel profile. The 'SL' stands for 'snap lock,' referring to how the panel ribs snap together during installation. With a handsome higher rib at 1.5", the SL-LOK is attached using a fixed clip system, or our TCM Continuous Clip which is a great consideration for high design pressure needs.

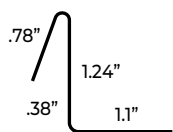
- Applications: Residential, Light Commercial, Architectural
- Gauge: 24 gauge and 0.032 Aluminum
- Panel Profile: 16" to 18" Net Coverage, 1.5" High Rib
- Seam Type: Snap Lock
- Attachment: Concealed clip system or TCM Continuous Clip
- Substrate: Steel or Aluminum
- Finish: Available in Acrylic coated Galvalume® AZ55, Siliconized Modified Polyester, and Fluoropon® color systems
- Minimum Slope 0.25/12 with sealant applied
- Notes: Ideal for longer panel runs over 35 feet; excellent for high wind-load and high design-pressure applications.

## MS-LOK



Do you have a commercial project or a larger home that calls for a pronounced, higher rib? The MS-LOK panel is a standing seam panel that requires a special folding machine to overlap and seal the seam—hence the name 'MS,' for 'mechanical seam.' This panel is often the panel of choice for commercial projects.

- Applications: Commercial, Large Residential, Institutional
- Gauge: 24 gauge and 22 gauge N/A
- Panel Profile: 14.75" or 18.75" Net Coverage, 1.5" and 2" High Rib
- Seam Type: Mechanical Seam (requires seaming tool)
- Attachment: Concealed clips, double-lock system
- Substrate: Steel
- Finish: Available in Acrylic coated Galvalume® AZ55 and Fluoropon® color systems
- Minimum Slope 0.25/12 with sealant applied
- Notes: Excellent for high design pressures and low-slope roofs; ideal for large roof runs and commercial applications.



### TCM Continuous Clip

- Available in 24 gauge Steel and 0.032 Aluminum
- Comes in 10' lengths
- Continuous clip is the strongest, simplest, most cost-effective installation method for SL-LOK panels.

Explore All of Our Standing Seam Panels

